

# KND

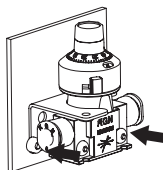
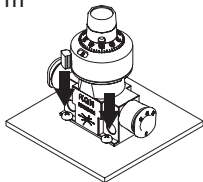
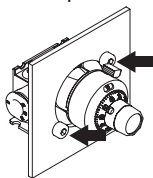
## 精密型刻度節流閥使用說明書

## NEEDLE VALVE WITH ADJUSTING DIAL Instruction Manual

### 1. 安裝 Mounting

⚠ 安裝扭力請小於 0.8N · m

⚠ Torque < 0.8N · m



### 2. 流量調整 Adjust the flow

順時針旋轉

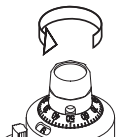
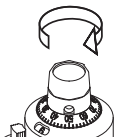
開啟 / 流量加大

Clockwise turn on/  
Increase Pressure

逆時針旋轉

減量減少

anti-clockwise  
Pressure Reduce



刻度盤控制範圍 0~13 圈  
Dial control range 0~13 turns

⚠ 流量調整時，請勿超過  
0 以下及 13 以上，避  
免刻度盤與本體分離造  
成損壞。  
Don't set the flow rate  
below 0 or over 13.

⚠ 本產品非完全封閉。  
Slight leakage is allowed for in  
this product's specifications.

### 3. 鎖定旋鈕 Lock the dial

使用固定桿鎖定旋鈕。

Lock the dial with the sliding lock lever.

⚠ 請勿拆下刻度盤。

Do not remove the dial from the body.

